



BCS reorganization

Details concerning the reorganization in the area of BCS

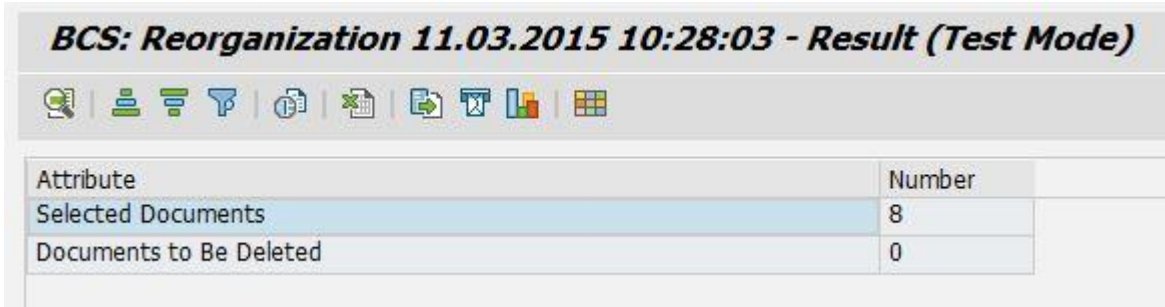
TABLE OF CONTENTS

1	RSBCS_REORG.....	3
2	EXPIRATION DATE NOT YET REACHED.....	4
3	SEND REQUEST NOT YET RELEASED	6
4	LINK TO APPLICATION	7
5	SEND REQUEST IS IN SAPCONNECT QUEUE.....	9
6	DOCUMENT IS IN A FOLDER	11
6.1	Document is in hidden folder.....	12
6.2	Document is in a private folder	15
6.3	Document is in a public folder	17
6.4	Document is used by GOS	17
7	RSBCS_REORG.....	21

1 RSBCE_REORG

Report RSBCE_REORG is executed to decrease the size of tables within the area of BC-SRV-COM. This report only deletes documents which are not used anymore by any application. Therefore it is safe to execute this report on a regular base.

The result of the report shows that no documents can be deleted:



Attribute	Number
Selected Documents	8
Documents to Be Deleted	0

Within this guide some hints how to get more information why the documents cannot be deleted are included. In addition information how these documents can be deleted are included. Keep in mind the following warning:

Note that deleting uses can always mean either an intrusion in users' privacy, or in the smooth flow of business processes. For BCS purposes, it is not possible to identify whether send requests or documents are actually still required by other applications. After deleting, applications may become inconsistent. SAP cannot restore deleted data. Always use help resources like test mode settings or similar beforehand, to determine which data should actually be deleted. If reference is made to certain deletion reports below, read the information in the relevant notes, and ensure that you are using the current version of each report.

That means executing one of the reports other than RSBCE_REORG always deletes a document which is used by one or more applications. Only if it is clear that the document is not needed anymore the report should be executed without test flag.


Execute report RSBCE_REORG with option 'Detailed Output':



Options	
Max. Number of Hits	
Pack. Size	500
<input checked="" type="checkbox"/> Detailed Output	
<input checked="" type="checkbox"/> Test Mode	

On the result screen the reason why documents cannot be deleted is shown:

BCS: Reorganization 11.03.2015 10:30:00 - Result (Test Mode)




Attribute	Number
Selected Documents	8
Documents to Be Deleted	0
2015 Documents to Be Deleted	0
Non-Deletable Documents	
- Expiration date not yet reached	1
- Send request not yet released	1
- Link to Application	1
- Send request is in SAPconnect queue	1
- Document is in a folder	4

Details concerning the reason can be found by double clicking on the different lines. The different reasons are handled individually in further sections.

2 EXPIRATION DATE NOT YET REACHED

Double click on 'Expiration date not yet reached'


BCS: Reorganization 11.03.2015 10:30:00 - Result (Test Mode)



Attribute	Number
Selected Documents	8
Documents to Be Deleted	0
2015 Documents to Be Deleted	0
Non-Deletable Documents	
- Expiration date not yet reached	1
- Send request not yet released	1
- Link to Application	1
- Send request is in SAPconnect queue	1
- Document is in a folder	4

Shows

Expiration date not yet reached



Document title	Owner name	Date
Test expiry date	BCS_TEST	11.03.2015

Double click on this line

Expiration date not yet reached		
Document title	Owner name	Date
Test expiry date	BCS_TEST	11.03.2015

Shows

Uses for: Test expiry date	
Attribute	Text
Expiration date not yet reached	Expiration Date 10.04.2015 00:00:00

The expiration date of this document is set to 10.04.2015. The document can be deleted after this date. Another possibility is using report RSBCE_SREQ_EXPIRE (note 1478279):

BCS: Reset Expiration Date of Send Requests			
Document Data			
Date created	<input type="text" value="11.03.2015"/>	to	<input type="text"/>
Created by	<input type="text" value="BCS_TEST"/>	to	<input type="text"/>
Document title	<input type="text"/>	to	<input type="text"/>
Document class	<input type="text"/>	to	<input type="text"/>
Object year	<input type="text"/>	to	<input type="text"/>
Object number	<input type="text"/>	to	<input type="text"/>
Options			
Maximum No. of Hits	<input type="text"/>		
<input checked="" type="checkbox"/> Test Mode			
<input checked="" type="checkbox"/> Detailed Display			

BCS: Reset Expiration Date of Send Requests

RSBCS_SREQ_EXPIRE: Found Documents: 1

Created on	Created by	Document title	Expir.date	Exp.time
11.03.2...	BCS_TEST	Test expiry date	10.04.2015	00:00:00

After executing the report without 'Test Mode' flag the expiry date is removed and RSBCS_REORG can delete the document.

3 SEND REQUEST NOT YET RELEASED

Double click on 'Send request not yet released'

BCS: Reorganization 11.03.2015 10:30:00 - Result (Test Mode)

Attribute	Number
Selected Documents	8
Documents to Be Deleted	0
2015 Documents to Be Deleted	0
Non-Deletable Documents	
- Expiration date not yet reached	1
- Send request not yet released	1
- Link to Application	1
- Send request is in SAPconnect queue	1
- Document is in a folder	4



Shows

Send request not yet released







Document title	Owner name	Date
Test unreleased	BCS_TEST	11.03.2015

The document can be released with the help of report RSBCS_SREQ_RELEASE (note 1238740):

BCS: Release Send Requests

Document Data

Date created	<input type="text" value="11.03.2015"/>	to	<input type="text"/>	
Created by	<input type="text" value="BCS_IEST"/>	to	<input type="text"/>	
Document title	<input type="text"/>	to	<input type="text"/>	
Document class	<input type="text"/>	to	<input type="text"/>	
Object year	<input type="text"/>	to	<input type="text"/>	
Object number	<input type="text"/>	to	<input type="text"/>	












Options

Maximum No. of Hits


Test Mode

Detailed Display

BCS: Release Send Requests

RSBCS_SREQ_RELEASE: Found Documents: 1

Created on	Created by	Document title
<input type="text" value="11.03.2..."/> 	<input type="text" value="BCS_TEST"/>	<input type="text" value="Test unreleased"/>

After executing the report without 'Test Mode' flag the send request is released and RSBCS_REORG can delete the document.

4 LINK TO APPLICATION

Double click on 'Link to Application'

BCS: Reorganization 11.03.2015 10:30:00 - Result (Test Mode)

Attribute	Number
Selected Documents	8
Documents to Be Deleted	0
2015 Documents to Be Deleted	0
Non-Deletable Documents	
- Expiration date not yet reached	1
- Send request not yet released	1
- Link to Application	1
- Send request is in SAPconnect queue	1
- Document is in a folder	4

Shows

Link to Application

Document title	Owner name	Date
Test link	BCS_TEST	11.03.2015

Double click on this line

Link to Application

Document title	Owner name	Date
Test link	BCS_TEST	11.03.2015

Shows

Link to Application

Uses for: Test link

Attribute	Text
Is linked with	FORMABSENC - 0000000001

The document can be deleted after the application removed the link. Another possibility is using report RSBBCS_SREQ_UNLINK to remove the link (note 1276402). From the details above the 'Linked Object Type' (FORMABSENC) and the 'Linked Object ID' (0000000001) can be read:

BCS: Delete Links to Send Requests

Created On

Date created to

Link Data

Linked Object Type	FORMABSENC	to	<input type="text"/>	
Linked Object (ID)	0000000001	to	<input type="text"/>	

Document Data

Created by	<input type="text"/>	to	<input type="text"/>	
Document title	<input type="text"/>	to	<input type="text"/>	

Options

Detailed Display

Test Mode

BCS: Delete Links to Send Requests

Links Found: 1


Created on	Created	Created by	Document title	Linked Object Type	Description
11.03.2...	10:26:15	BCS_TEST	Test link	FORMABSENC	Form: Notification of Absence

After executing the report without 'Test Mode' flag the link is removed and RSBBCS_REORG can delete the document.

5 SEND REQUEST IS IN SAPCONNECT QUEUE

Double click on 'Send request is in SAPconnect queue'


BCS: Reorganization 11.03.2015 10:30:00 - Result (Test Mode)



Attribute	Number
Selected Documents	8
Documents to Be Deleted	0
2015 Documents to Be Deleted	0
Non-Deletable Documents	
- Expiration date not yet reached	1
- Send request not yet released	1
- Link to Application	1
- Send request is in SAPconnect queue	1
- Document is in a folder	4

Shows



Send request is in SAPconnect queue








Document title	Owner name	Date
Test queue	BCS_TEST	11.03.2015

The document can be deleted after it was sent from the system (via send process or manually). Another possibility is using report RSBCS_DELETE_QUEUE (note 1244680):

BCS: Delete Send Requests from Queue

Send Data

Send date	<input type="text" value="11.03.2015"/>	to	<input type="text"/>	
Sent at	<input type="text" value="00:00:00"/>	to	<input type="text" value="00:00:00"/>	
AddrType	<input type="text"/>	to	<input type="text"/>	
Sender name	<input type="text"/>	to	<input type="text"/>	
Document title	<input type="text"/>	to	<input type="text"/>	










Document Types

- Messages and Status Notifications
- Messages Only
- Status Notifications Only

Database

- Test Mode

BCS: Delete Send Requests from Queue


Text	Number
Messages to be Deleted from Queue	1
Status Notifications to Be Deleted from Queue	0

After executing the report without 'Test Mode' flag the send request is removed from the send queue and RSBRS_REORG can delete the document.

6 DOCUMENT IS IN A FOLDER

Double click on 'Document is in a folder'


BCS: Reorganization 11.03.2015 10:30:00 - Result (Test Mode)



Attribute	Number
Selected Documents	8
Documents to Be Deleted	0
2015 Documents to Be Deleted	0
Non-Deletable Documents	
- Expiration date not yet reached	1
- Send request not yet released	1
- Link to Application	1
- Send request is in SAPconnect queue	1
- Document is in a folder	4

Shows

Document is in a folder




Document title	Owner name	Date
Test hidden folder	BCS_TEST	11.03.2015
Test private folder	BCS_TEST	11.03.2015
Test shared folder	BCS_TEST	11.03.2015
Test GOS	BCS_TEST	11.03.2015

6.1 Document is in hidden folder

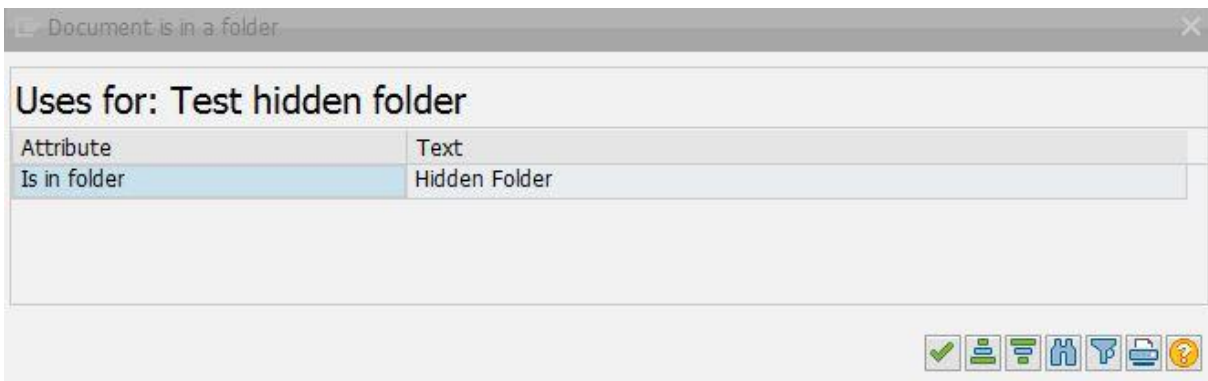
Double click on the following line

Document is in a folder



Document title	Owner name	Date
Test hidden folder	BCS_TEST	11.03.2015
Test private folder	BCS_TEST	11.03.2015
Test shared folder	BCS_TEST	11.03.2015
Test GOS	BCS_TEST	11.03.2015

Shows



The document can be deleted after the sending application deleted it from hidden folder. Another possibility is using report RSSODFRE (note 567975):

Delete Documents from Hidden Folder



Doc. Selection

Minimum Age (Days)	<input type="text"/>			
Document class	<input type="text"/>	to	<input type="text"/>	
Object year	<input type="text"/>	to	<input type="text"/>	
Object number	<input type="text"/>	to	<input type="text"/>	
Created by	<input type="text" value="BCS_TEST"/>	to	<input type="text"/>	
Document Name	<input type="text"/>	to	<input type="text"/>	
Document title	<input type="text"/>	to	<input type="text"/>	
Date created	<input type="text" value="11.03.2015"/>	to	<input type="text"/>	
Maximum No. of Hits	<input type="text"/>			
<input type="checkbox"/> Expired Documents Only				

Links

Select these fields only if you are sure that the documents can really be deleted and are no longer used by other applications. You will no longer have access to these documents. Always run the report in test mode first and check the documents that are flagged to be deleted.

- Delete documents linked with application objects
- Delete unsent documents

Output

Output Level	<input type="text" value="4"/>
--------------	--------------------------------

Test Mode

Test Mode

Delete Documents from Hidden Folder

RSSODFRE: Selected: 2 / To be deleted: 1

Owner	Name	Document title	Date created	Expir.date	To delete	Information
BCS_TEST	NACHRICHT	Test hidden folder	11.03.2015		1	
BCS_TEST	TEST 885	Test 885	11.03.2015		0	Has links to GOS/Document not sent

After executing the report without 'Test Mode' flag the document is removed from hidden folder and RSBUS_REORG can delete it.

6.2 Document is in a private folder

Double click on the following line

Document is in a folder

Document title	Owner name	Date
Test hidden folder	BCS_TEST	11.03.2015
Test private folder	BCS_TEST	11.03.2015
Test shared folder	BCS_TEST	11.03.2015
Test GOS	BCS_TEST	11.03.2015

Shows

Document is in a folder

Uses for: Test private folder

Attribute	Text
Is in folder	BCS_TEST Outbox

The document is located within folder 'Outbox' of user 'BCS_TEST'. The document can be deleted as soon as the user has deleted the document from the folder. Another possibility is using report RSCO_DELETE_PRIVATE (note 922671):

SAPoffice Administration: Delete Private Folder Items



User

User to

- Inbox
- Read All
- Outbox
- Resubmissions
- Private folders
- Private trash
- Automatic reply

Documents

Minimum Age (Days)

Document class to

Object year to

Object number to

Created by to

Document Name to

Document title to

Date created to

Expired Documents Only

Options

Maximum No. of Hits

Pack. Size

Show Folder Content

Test Mode

Test Mode

SAPoffice Administration: Delete Private Folder Items

RSSO_DELETE_PRIVATE: 1 Documents Selected

User Name	Folder	Document title	Number
BCS_TEST	Outbox		1
	Outbox	Test private folder	1

After executing the report without 'Test Mode' flag the document is removed from the private folder and RSBUS_REORG can delete it.

6.3 Document is in a public folder

Double click on the following line

Document is in a folder

Document title	Owner name	Date
Test hidden folder	BCS_TEST	11.03.2015
Test private folder	BCS_TEST	11.03.2015
Test shared folder	BCS_TEST	11.03.2015
Test GOS	BCS_TEST	11.03.2015

Shows

Document is in a folder

Uses for: Test shared folder

Attribute	Text
Is in folder	Shared Folder of BCS_TEST

The document is located within folder 'Shared folder of BCS_TEST'. The document can be deleted as soon as it is deleted from the folder.

6.4 Document is used by GOS

Double click on the following line

Document is in a folder




Document title	Owner name	Date
Test hidden folder	BCS_TEST	11.03.2015
Test private folder	BCS_TEST	11.03.2015
Test shared folder	BCS_TEST	11.03.2015
Test GOS	BCS_TEST	11.03.2015

Shows

Document is in a folder

Uses for: Test GOS

Attribute	Text
Is in folder	Hidden Folder



Report RSSODFRE executed for this document:

Delete Documents from Hidden Folder



Doc. Selection

Minimum Age (Days)	<input type="text"/>			
Document class	<input type="text"/>	to	<input type="text"/>	<input type="button" value="→"/>
Object year	<input type="text"/>	to	<input type="text"/>	<input type="button" value="→"/>
Object number	<input type="text"/>	to	<input type="text"/>	<input type="button" value="→"/>
Created by	<input type="text" value="BCS_TEST"/>	to	<input type="text"/>	<input type="button" value="→"/>
Document Name	<input type="text"/>	to	<input type="text"/>	<input type="button" value="→"/>
Document title	<input type="text"/>	to	<input type="text"/>	<input type="button" value="→"/>
Date created	<input type="text" value="11.03.2015"/>	to	<input type="text"/>	<input type="button" value="→"/>
Maximum No. of Hits	<input type="text"/>			
<input type="checkbox"/> Expired Documents Only				

Links

Select these fields only if you are sure that the documents can really be deleted and are no longer used by other applications. You will no longer have access to these documents. Always run the report in test mode first and check the documents that are flagged to be deleted.

Delete documents linked with application objects
 Delete unsent documents

Output

Output Level

Test Mode

Test Mode

Delete Documents from Hidden Folder

RSSODFRE: Selected: 2 / To be deleted: 1

Owner	Name	Document title	Date created	Expir.date	To delete	Information
BCS_TEST	NACHRICHT	Test hidden folder	11.03.2015		1	
BCS_TEST	TEST GOS	Test GOS	11.03.2015		0	Has links to GOS/Document not sent

This document is used by GOS. As soon as it is not used anymore by GOS the document can be deleted. Another possibility is using report RSGOSRE01 (for this report the object type and key where the document belongs to is needed) (note 569123 and note 2016688):

Reorganization of Documents from Generic Object Services

Select Business Objects

Object Type	FORMABSENC	to	
Object Key	0000000001	to	

Check Existence

Select Document Types

- PC Attachments
- Notes
- Links to Internet Pages
- Private notes
- Object Outbox

Selection Time Period

From Date	11.03.2015
From Time	00:00:00
To Date	11.03.2015
To time	23:59:59

Test Run


Reorganization of Documents from Generic Object Services

Document ...	Number
Attachmen...	1



After executing the report without 'Test Run' flag the linkage to GOS is removed and RSBCS_REORG can delete the document.

Starting with release SAP_BASIS 7.40 there is also the possibility using report RSGOSRE02 (note 2031234):

Reorganize Documents from Generic Object Services



Business Objects

Object Type		to		
Object Number		to		
Check Existence	<input type="checkbox"/>			

Document Data

Document Class	
Object Year	
Object Number	


Selection Time Period

Start Date	11.03.2015
Start Time	00:00:00
End Date	11.03.2015
End Time	23:59:59

Options

Maximum Number of Hits	
Package Size	500
Test Mode	<input checked="" type="checkbox"/>

GOS: Reorganization 02.09.2015 16:08:00 - Result (Test Mode)




Document Type	Number
Attachments	1
Total	1

7 RSBCS_REORG

If the before mentioned topics were handled report RSBCS_REORG is able to delete all documents:

BCS: Reorganization 08.09.2015 14:23:33 - Result (Test Mode)



Attribute	Number
Selected Documents	8
Documents to Be Deleted	8
2015 Documents to Be Deleted	8
Matching table records to be deleted:	
BCSD_ENVID	5
BCST_BOR	1
BCST_CAM	4
BCST_RE	5
BCST_SR	6
SOC3	8
SOES	5
SOMG	1
SOOD	8
SOOS	5
SOST	5

© 2015 SAP SE or an SAP affiliate company. All rights reserved.
No part of this publication may be reproduced or transmitted in any form or for any purpose without the express permission of SAP SE or an SAP affiliate company.
SAP and other SAP products and services mentioned herein as well as their respective logos are trademarks or registered trademarks of SAP SE (or an SAP affiliate company) in Germany and other countries. Please see <http://www.sap.com/corporate-en/legal/copyright/index.epx#trademark> for additional trademark information and notices. Some software products marketed by SAP SE and its distributors contain proprietary software components of other software vendors.
National product specifications may vary.
These materials are provided by SAP SE or an SAP affiliate company for informational purposes only, without representation or warranty of any kind, and SAP SE or its affiliated companies shall not be liable for errors or omissions with respect to the materials. The only warranties for SAP SE or SAP affiliate company products and services are those that are set forth in the express warranty statements accompanying such products and services, if any. Nothing herein should be construed as constituting an additional warranty.
In particular, SAP SE or its affiliated companies have no obligation to pursue any course of business outlined in this document or any related presentation, or to develop or release any functionality mentioned therein. This document, or any related presentation, and SAP SE's or its affiliated companies' strategy and possible future developments, products, and/or platform directions and functionality are all subject to change and may be changed by SAP SE or its affiliated companies at any time for any reason without notice. The information in this document is not a commitment, promise, or legal obligation to deliver any material, code, or functionality. All forward-looking statements are subject to various risks and uncertainties that could cause actual results to differ materially from expectations. Readers are cautioned not to place undue reliance on these forward-looking statements, which speak only as of their dates, and they should not be relied upon in making purchasing decisions.

